



*Résultats électoraux*

# Départementales 2015

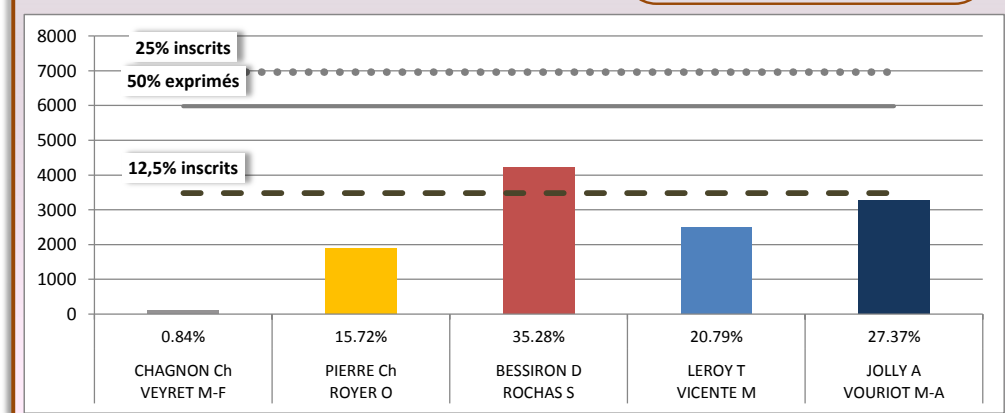
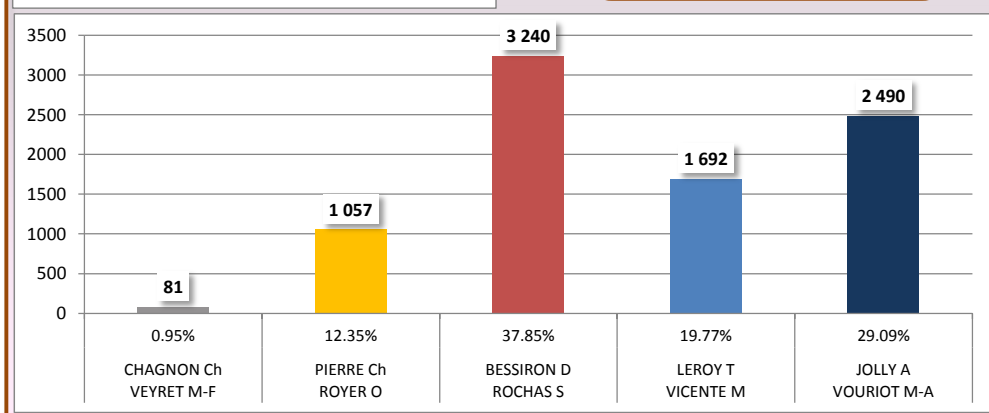
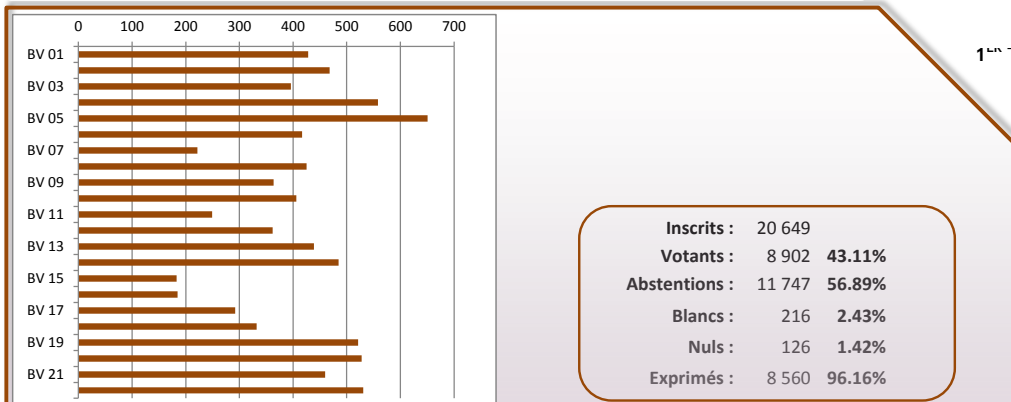
- Résultats communaux
- Résultats du canton

Echirolles

Canton



1<sup>er</sup> TOUR













# ELECTIONS DEPARTEMENTALES 2015

## 1er tour - Scrutin du 22 mars



	Inscrits	Votants	Absent.	Blancs	Nuls	Exprimés	Chagnon Veyret	Pierre Royer	Bessiron Rochas	Leroy Vicente	Jolly Vouriot
<b>ECHIROLLES</b>	<b>20 649</b>	<b>8 902</b>	<b>11 747</b>	<b>216</b>	<b>126</b>	<b>8 560</b>	<b>81 0,95%</b>	<b>1 057 12,35%</b>	<b>3 240 37,85%</b>	<b>1 692 19,77%</b>	<b>2 490 29,09%</b>
<b>BV 01</b> HOTEL DE VILLE	925	428	497	5	2	421	9 2,14%	57 13,54%	149 35,39%	76 18,05%	130 30,88%
<b>BV 02</b> ESPACE MELVILLE	946	468	478	0	21	447	4 0,89%	32 7,16%	192 42,95%	81 18,12%	138 30,87%
<b>BV 03</b> G.S. PAUL LANGEVIN	883	396	487	17	6	373	3 0,80%	39 10,46%	146 39,14%	62 16,62%	123 32,98%
<b>BV 04</b> G.S. PAUL LANGEVIN	1 124	558	566	6	6	546	4 0,73%	96 17,58%	185 33,88%	99 18,13%	162 29,67%
<b>BV 05</b> ESPACE D'ESTIENNE D'ORVES	1 206	651	555	16	3	632	8 1,27%	86 13,61%	240 37,97%	128 20,25%	170 26,90%
<b>BV 06</b> LA RAMPE	877	417	460	16	7	394	3 0,76%	54 13,71%	129 32,74%	82 20,81%	126 31,98%
<b>BV 07</b> G.S. AUGUSTE DELAUNE	775	222	553	6	2	214	2 0,93%	16 7,48%	104 48,60%	28 13,08%	64 29,91%
<b>BV 08</b> G.S. AUGUSTE DELAUNE	964	425	539	10	6	409	2 0,49%	52 12,71%	153 37,41%	85 20,78%	117 28,61%
<b>BV 09</b> GYMNASSE MARCEL DAVID	794	364	430	15	2	347	6 1,73%	27 7,78%	96 27,67%	65 18,73%	153 44,09%
<b>BV 10</b> G.S. DANIELLE CASANOVA	917	406	511	8	7	391	2 0,51%	38 9,72%	125 31,97%	78 19,95%	148 37,85%
<b>BV 11</b> G.S. DANIELLE CASANOVA	878	249	629	6	2	241	7 2,90%	18 7,47%	105 43,57%	39 16,18%	72 29,88%
<b>BV 12</b> G.S. PAUL VAILLANT COUTURIER	913	362	551	16	5	341	4 1,17%	45 13,20%	147 43,11%	36 10,56%	109 31,96%

 <b>BV 13</b>	777	439	338	11	5	423	6	48	130	130	109
G.S. PAUL VAILLANT COUTURIER	56,50%	43,50%	2,51%	1,14%	96,36%	1,42%	11,35%	30,73%	30,73%	25,77%	
 <b>BV 14</b>	940	485	455	1	12	472	2	60	143	158	109
G.S. JEAN JAURES	51,60%	48,40%	0,21%	2,47%	97,32%	0,42%	12,71%	30,30%	33,47%	23,09%	
 <b>BV 15</b>	777	183	594	6	1	176	2	13	80	30	51
G.S. JEAN PAUL MARAT	23,55%	76,45%	3,28%	0,55%	96,17%	1,14%	7,39%	45,45%	17,05%	28,98%	
 <b>BV 16</b>	840	185	655	8	1	176	1	8	92	21	54
G.S. JEAN PAUL MARAT	22,02%	77,98%	4,32%	0,54%	95,14%	0,57%	4,55%	52,27%	11,93%	30,68%	
 <b>BV 17</b>	838	292	546	5	5	282	2	16	126	42	96
G.S. MARCEL CACHIN	34,84%	65,16%	1,71%	1,71%	96,58%	0,71%	5,67%	44,68%	14,89%	34,04%	
 <b>BV 18</b>	1 004	332	672	9	3	320	4	31	150	40	95
G.S. MARCEL CACHIN	33,07%	66,93%	2,71%	0,90%	96,39%	1,25%	9,69%	46,88%	12,50%	29,69%	
 <b>BV 19</b>	1 145	521	624	28	2	491	1	95	217	71	107
G.S. JEAN MOULIN	45,50%	54,50%	5,37%	0,38%	94,24%	0,20%	19,35%	44,20%	14,46%	21,79%	
 <b>BV 20</b>	1 177	528	649	10	11	507	2	94	214	79	118
G.S. JEAN MOULIN	44,86%	55,14%	1,89%	2,08%	96,02%	0,39%	18,54%	42,21%	15,58%	23,27%	
 <b>BV 21</b>	948	460	488	8	13	439	4	51	174	105	105
G.S. IRENE JOLIOT CURIE	48,52%	51,48%	1,74%	2,83%	95,43%	0,91%	11,62%	39,64%	23,92%	23,92%	
 <b>BV 22</b>	1 001	531	470	9	4	518	3	81	143	157	134
G.S. IRENE JOLIOT CURIE	53,05%	46,95%	1,69%	0,75%	97,55%	0,58%	15,64%	27,61%	30,31%	25,87%	

	Inscrits	Votants	Absent.	Blancs	Nuls	Exprimés	Chagnon Veyret	Pierre Royer	Bessiron Rochas	Leroy Vicente	Jolly Vouriot
■ <b>TOTAL GENERAL</b>	20 649	8 902	11 747	216	126	8 560	81	1 057	3 240	1 692	2 490
		43,11%	56,89%	2,43%	1,42%	96,16%	0,95%	12,35%	37,85%	19,77%	29,09%

■ **LISTES**

*Christophe CHAGNON - Marie-France VEYRET*

*Christine PIERRE - Olivier ROYER*

*Daniel BESSIRON - Sylvette ROCHAS*

*Thilbault LEROY - Magalie VICENTE*

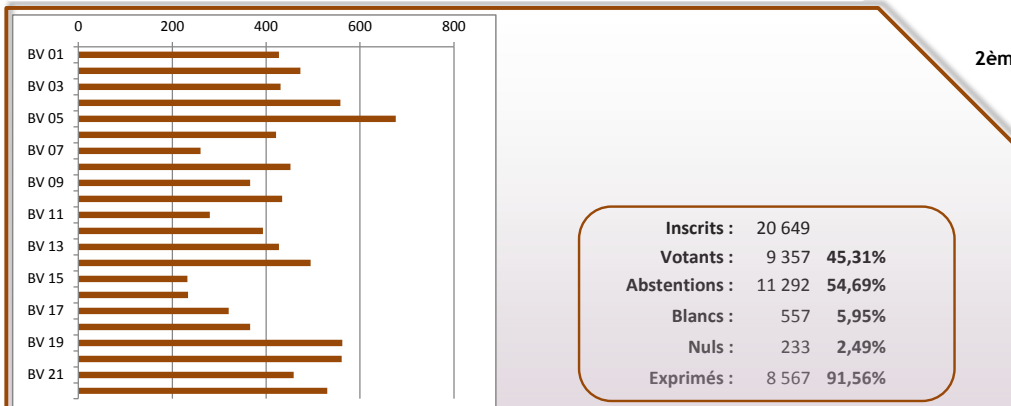
*Alexis JOLLY - Maire-Agnès VOURIOT*

Echirolles

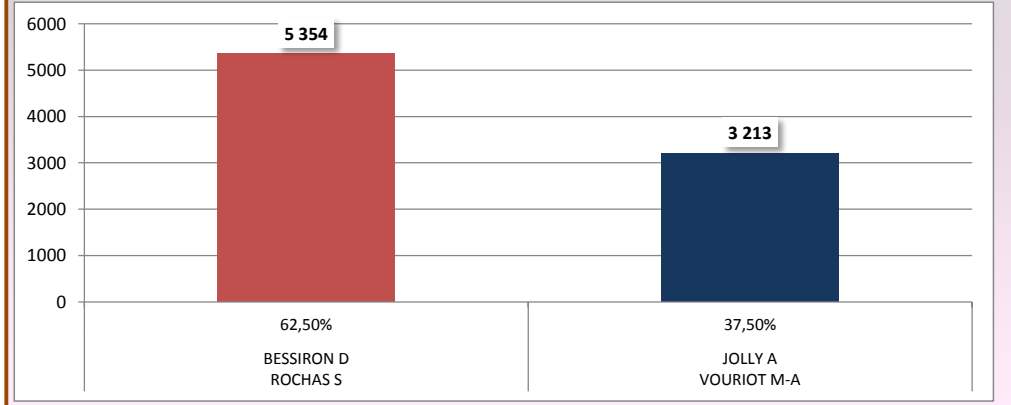
Canton



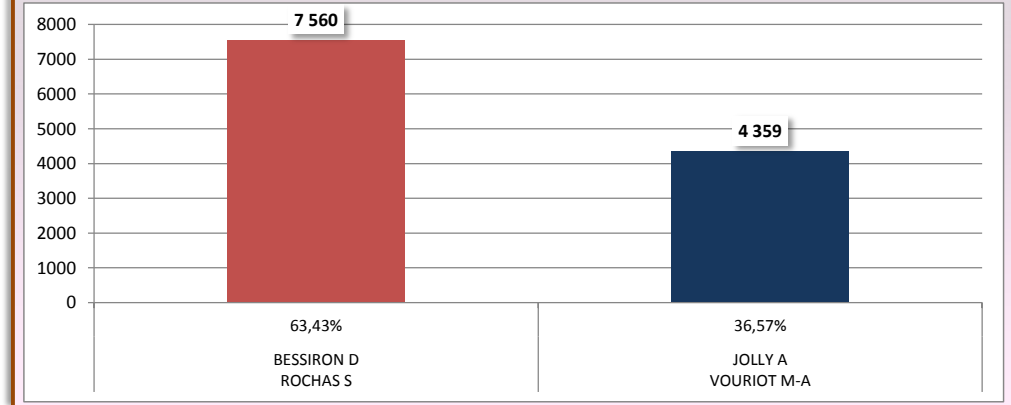
2ème TOUR



Inscrits : 20 649  
 Votants : 9 357 **45,31%**  
 Abstentions : 11 292 **54,69%**  
 Blancs : 557 **5,95%**  
 Nuls : 233 **2,49%**  
 Exprimés : 8 567 **91,56%**



Inscrits : 27 832  
 Votants : 13 100 **47,07%**  
 Abstentions : 14 732 **52,93%**  
 Blancs : 879 **6,71%**  
 Nuls : 302 **2,31%**  
 Exprimés : 11 919 **90,98%**



# ELECTIONS DEPARTEMENTALES 2015

## 2ème tour - Scrutin du 29 mars



	Inscrits	Votants	Absent.	Blancs	Nuls	Exprimés	Besson Rochas	Jolly Vouriot
<b>■ ECHIROLLES</b>	<b>20 649</b>	<b>9 357</b>	<b>11 292</b>	<b>557</b>	<b>233</b>	<b>8 567</b>	<b>5 354 62,50%</b>	<b>3 213 37,50%</b>
<b>BV 01</b>	925	427	498	17	12	398	246	152
HOTEL DE VILLE		46,16%	53,84%	3,98%	2,81%	93,21%	61,81%	38,19%
<b>BV 02</b>	946	473	473	32	8	433	270	163
ESPACE MELVILLE		50,00%	50,00%	6,77%	1,69%	91,54%	62,36%	37,64%
<b>BV 03</b>	883	431	452	19	9	403	247	156
G.S. PAUL LANGEVIN		48,81%	51,19%	4,41%	2,09%	93,50%	61,29%	38,71%
<b>BV 04</b>	1 124	558	566	31	18	509	315	194
G.S. PAUL LANGEVIN		49,64%	50,36%	5,56%	3,23%	91,22%	61,89%	38,11%
<b>BV 05</b>	1 206	676	530	66	9	601	389	212
ESPACE D'ESTIENNE D'ORVES		56,05%	43,95%	9,76%	1,33%	88,91%	64,73%	35,27%
<b>BV 06</b>	877	421	456	21	12	388	223	165
LA RAMPE		48,00%	52,00%	4,99%	2,85%	92,16%	57,47%	42,53%
<b>BV 07</b>	775	260	515	8	1	251	170	81
G.S. AUGUSTE DELAUNE		33,55%	66,45%	3,08%	0,38%	96,54%	67,73%	32,27%
<b>BV 08</b>	964	452	512	9	32	411	241	170
G.S. AUGUSTE DELAUNE		46,89%	53,11%	1,99%	7,08%	90,93%	58,64%	41,36%
<b>BV 09</b>	794	366	428	23	8	335	162	173
GYMNASSE MARCEL DAVID		46,10%	53,90%	6,28%	2,19%	91,53%	48,36%	51,64%
<b>BV 10</b>	917	434	483	17	15	402	207	195
G.S. DANIELLE CASANOVA		47,33%	52,67%	3,92%	3,46%	92,63%	51,49%	48,51%
<b>BV 11</b>	878	280	598	5	2	273	180	93
G.S. DANIELLE CASANOVA		31,89%	68,11%	1,79%	0,71%	97,50%	65,93%	34,07%
<b>BV 12</b>	913	393	520	20	5	368	239	129
G.S. PAUL VAILLANT COUTURIER		43,04%	56,96%	5,09%	1,27%	93,64%	64,95%	35,05%

<b>BV 13</b>	777	427	350	36	13	378	224	154
G.S. PAUL VAILLANT COUTURIER	54,95%	45,05%	8,43%	3,04%	88,52%		59,26%	40,74%
<b>BV 14</b>	940	495	445	56	13	426	256	170
G.S. JEAN JAURES	52,66%	47,34%	11,31%	2,63%	86,06%		60,09%	39,91%
<b>BV 15</b>	777	232	545	5	2	225	156	69
G.S. JEAN PAUL MARAT	29,86%	70,14%	2,16%	0,86%	96,98%		69,33%	30,67%
<b>BV 16</b>	840	234	606	10	1	223	162	61
G.S. JEAN PAUL MARAT	27,86%	72,14%	4,27%	0,43%	95,30%		72,65%	27,35%
<b>BV 17</b>	838	320	518	14	3	303	181	122
G.S. MARCEL CACHIN	38,19%	61,81%	4,38%	0,94%	94,69%		59,74%	40,26%
<b>BV 18</b>	1 004	366	638	15	11	340	215	125
G.S. MARCEL CACHIN	36,45%	63,55%	4,10%	3,01%	92,90%		63,24%	36,76%
<b>BV 19</b>	1 145	562	583	35	12	515	377	138
G.S. JEAN MOULIN	49,08%	50,92%	6,23%	2,14%	91,64%		73,20%	26,80%
<b>BV 20</b>	1 177	561	616	38	15	508	358	150
G.S. JEAN MOULIN	47,66%	52,34%	6,77%	2,67%	90,55%		70,47%	29,53%
<b>BV 21</b>	948	459	489	30	18	411	271	140
G.S. IRENE JOLIOT CURIE	48,42%	51,58%	6,54%	3,92%	89,54%		65,94%	34,06%
<b>BV 22</b>	1 001	530	471	50	14	466	265	201
G.S. IRENE JOLIOT CURIE	52,95%	47,05%	9,43%	2,64%	87,92%		56,87%	43,13%

	Inscrits	Votants	Absent.	Blancs	Nuls	Exprimés	Bessiron Rochas	Jolly Vouriot
■ <b>TOTAL GENERAL</b>	<b>20 649</b>	<b>9 357</b>	<b>11 292</b>	<b>557</b>	<b>233</b>	<b>8 567</b>	<b>5 354</b>	<b>3 213</b>
		45,31%	54,69%	5,95%	2,49%	91,56%	<b>62,50%</b>	<b>37,50%</b>

■ **LISTES**

*Christophe CHAGNON - Marie-France VEYRET*

*Christine PIERRE - Olivier ROYER*

*Daniel BESSIRON - Sylvette ROCHAS*

*Thilbault LEROY - Magalie VICENTE*

*Alexis JOLLY - Maire-Agnès VOURIOT*

# ELECTIONS DEPARTEMENTALES 2015

## 1er tour - Scrutin du 22 mars



	Inscrits	Votants	Absent.	Blancs	Nuls	Exprimés	Chagnon Veyret	Pierre Royer	Bessiron Rochas	Leroy Vicente	Jolly Vouriot
■ ECHIROLLES (N°5)	27 832	12 443	15 389	323	151	11 969	101 0,84%	1 881 15,72%	4 223 35,28%	2 488 20,79%	3 276 27,37%
BRESSON	594	307	287	8	1	298	1	50	71	101	75
		51,68%	48,32%	2,61%	0,33%	97,07%	0,34%	16,78%	23,83%	33,89%	25,17%
ECHIROLLES	20 649	8 902	11 747	216	126	8 560	81	1 057	3 240	1 692	2 490
		43,11%	56,89%	2,43%	1,42%	96,16%	0,95%	12,35%	37,85%	19,77%	29,09%
EYBENS	6 589	3 234	3 355	99	24	3 111	19	774	912	695	711
		49,08%	50,92%	3,06%	0,74%	96,20%	0,61%	24,88%	29,32%	22,34%	22,85%
■ TOTAL CANTON	27 832	12 443	15 389	323	151	11 969	101 0,84%	1 881 15,72%	4 223 35,28%	2 488 20,79%	3 276 27,37%

### ■ LISTES

Christophe CHAGNON - Marie-France VEYRET

Christine PIERRE - Olivier ROYER

Daniel BESSIRON - Sylvette ROCHAS

Thilbault LEROY - Magalie VICENTE

Alexis JOLLY - Maire-Agnès VOURIOT

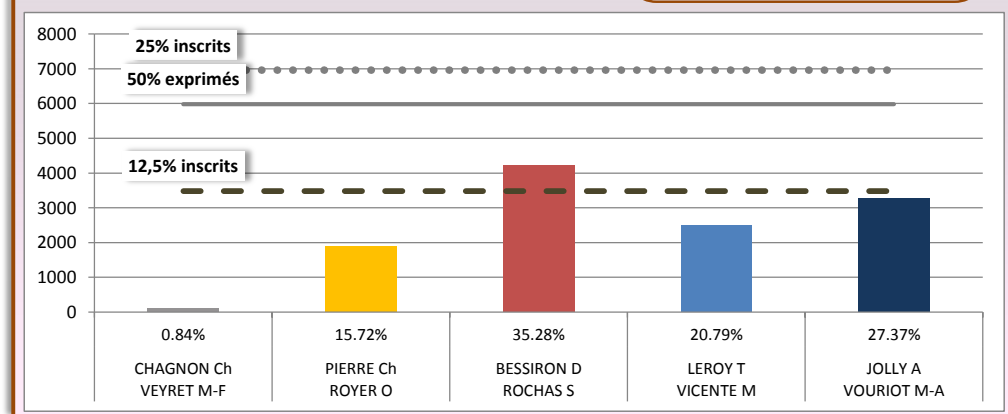
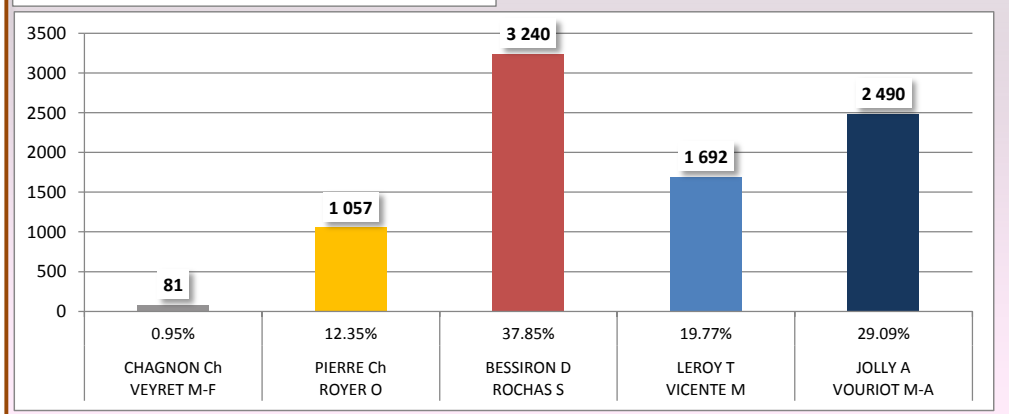
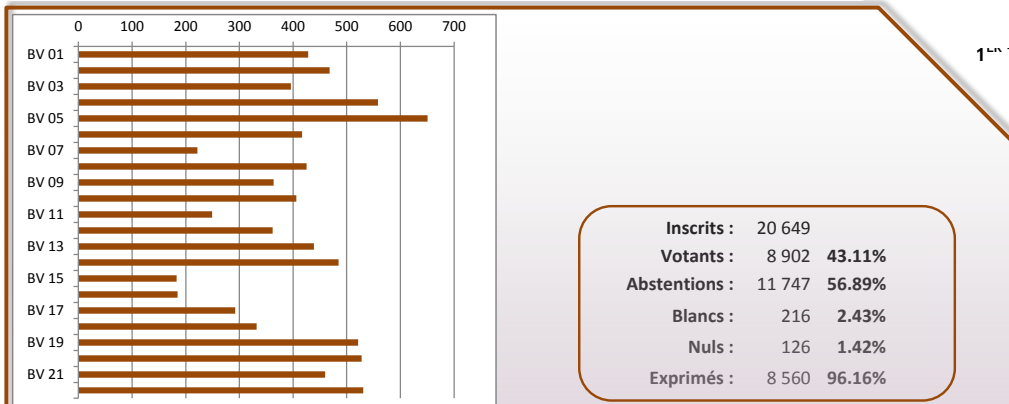


Echirolles

Canton






1<sup>er</sup> TOUR



# ELECTIONS DEPARTEMENTALES 2015

## 2ème tour - Scrutin du 29 mars



	Inscrits	Votants	Absent.	Blancs	Nuls	Exprimés	Bessiron Rochas	Jolly Vouriot
■ ECHIROLLES (N°5)	27 832	13 100	14 732	879	302	11 919	7 560 63,43%	4 359 36,57%
 BRESSON	594	331	263	39	8	284	183	101
	55,72%	44,28%	11,78%	2,42%	85,80%		64,44%	35,56%
 ECHIROLLES	20 649	9 357	11 292	557	233	8 567	5 354	3 213
	45,31%	54,69%	5,95%	2,49%	91,56%		62,50%	37,50%
 EYBENS	6 589	3 412	3 177	283	61	3 068	2 023	1 045
	51,78%	48,22%	8,29%	1,79%	89,92%		65,94%	34,06%
■ TOTAL CANTON	27 832	13 100	14 732	879	302	11 919	7 560 63,43%	4 359 36,57%
	47,07%	52,93%	6,71%	2,31%	90,98%			

### ■ LISTES

Christophe CHAGNON - Marie-France VEYRET

Christine PIERRE - Olivier ROYER

Daniel BESSIRON - Sylvette ROCHAS

Thilbault LEROY - Magalie VICENTE

Alexis JOLLY - Maire-Agnès VOURIOT

Echirolles

Canton

2ème TOUR

